

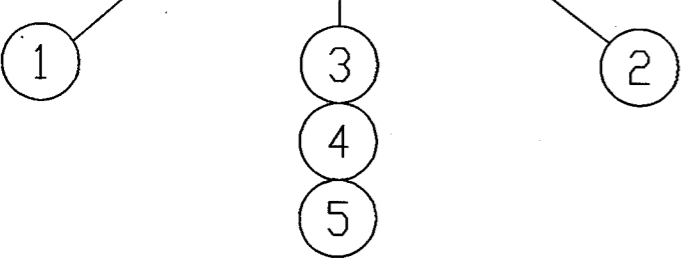
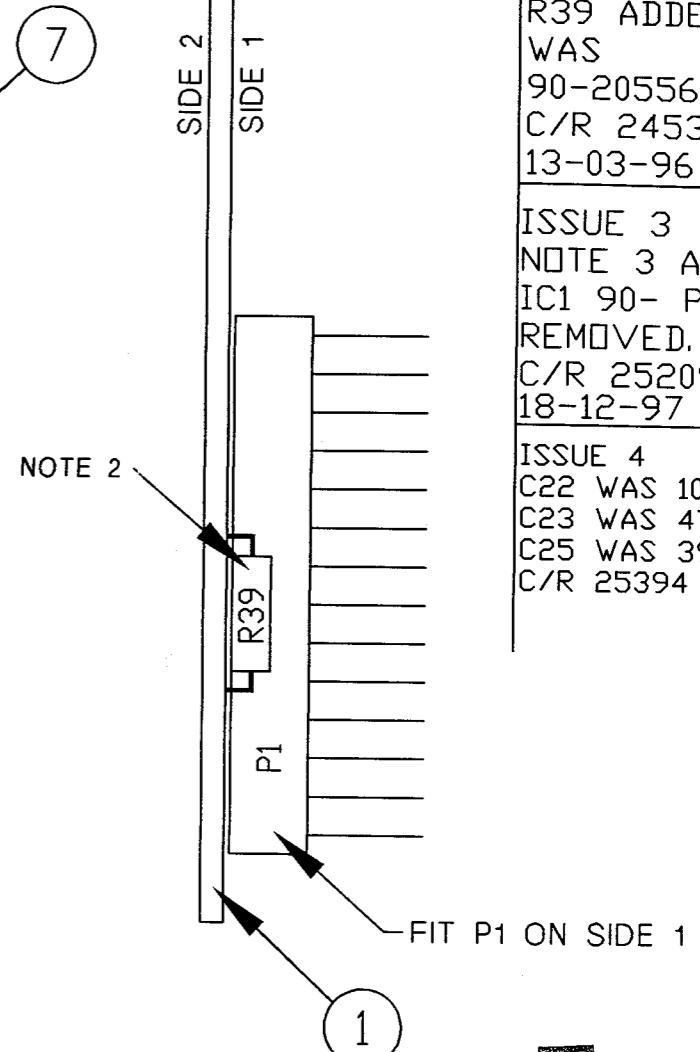
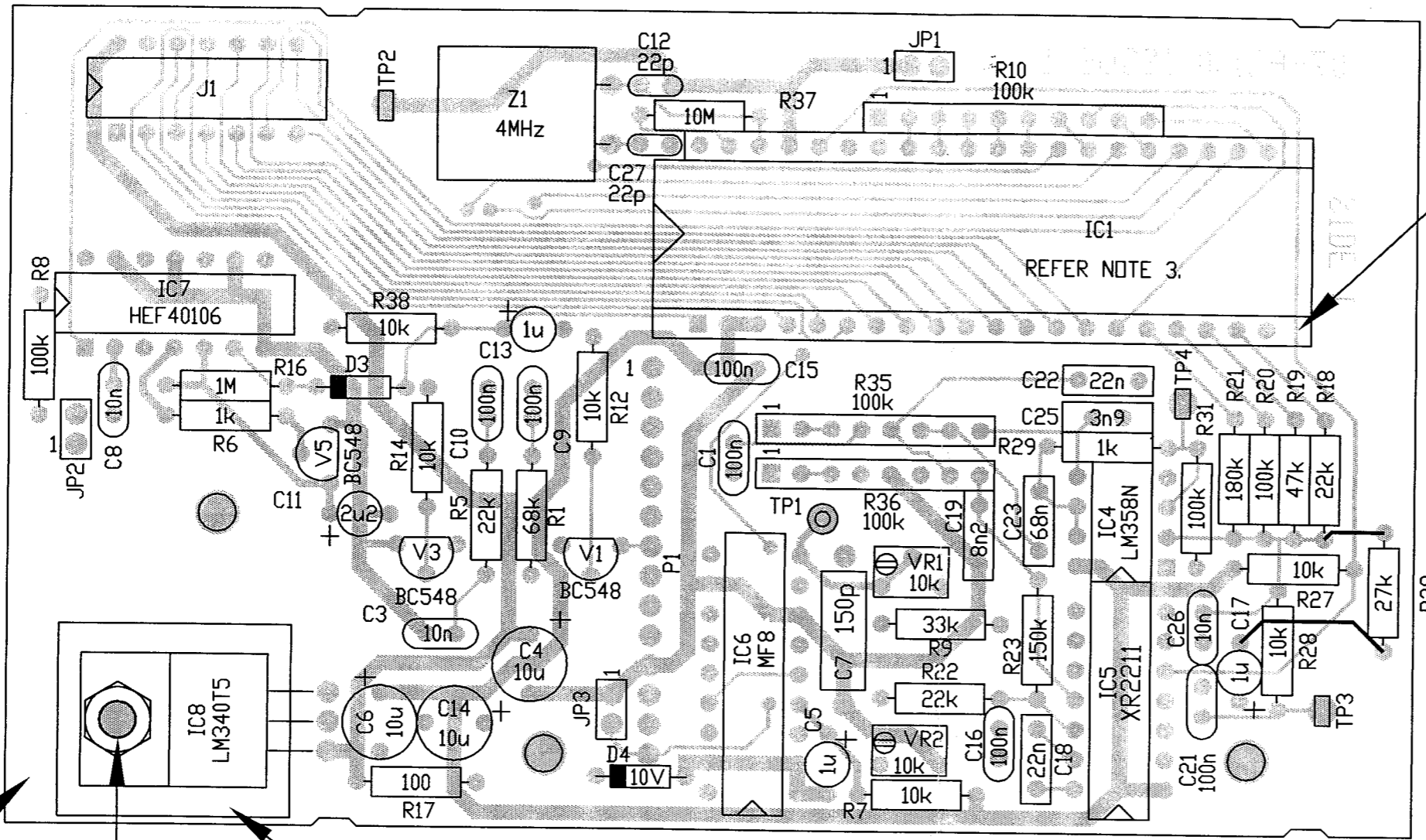
DO NOT SCALE

ISSUE 1  
JP1 & JP3  
ADDED. TP2, TP3  
& TP4 ADDED.  
PCB WAS ISS.A  
C/R 24269  
10-05-95 CM

ISSUE 2  
R39 ADDED. IC1  
WAS  
90-20556-001  
C/R 24534  
13-03-96 AMJ

ISSUE 3  
NOTE 3 ADDED.  
IC1 90- P/No  
REMOVED.  
C/R 25209  
18-12-97 SFD

ISSUE 4  
C22 WAS 10n,  
C23 WAS 47n,  
C25 WAS 39p.  
C/R 25394  
4/6/98



CONTROLLED Volume No. 900-1 IF NOT IN RED CHECK STATUS EC CODAN

MASTER FILE CHECK NAME US CODAN 08\PA100\_4.DWG

- NOTES:
1. DIODES ARE BAW62, OR EQUIVALENT, UNLESS OTHERWISE STATED.
  2. R39 FITTED TO SOLDER SIDE (SIDE 1) OF PCB.
  3. IC1 FITTED AT FINAL ASSEMBLY OF IPC500 UNIT.

DIMENSIONS IN mm

			SCALE 2:1	© CODAN PTY LTD, A.C.N. 007 590 605: 1997 TITLE SELECTIVE CALL PCB ASSEMBLY	
	DRN	PJL	DATE 18-01-95		
	CHKD	IBW	17-02-95		
MATERIAL	APPD	CM	11-05-95	DRAWING/DOC NO. 08-PA100	
FINISH	TOLERANCES UNLESS OTHERWISE STATED 2 PLACES DEC. ±0.25 1 PLACE DEC. ±0.5 0 PLACE DEC. ±1 ANGULAR ±2°				
A3				ISS 4	SHT. 1 OF 1